

Dispo Lite Food Safe Safety Knife

Metal Detectable



The **Dispo Lite Food Safe** is a lightweight, high performance disposable safety knife with built in tape cutter and ergonomic handle. It is metal detectable for use in all areas of food production.

Due to the extremely durable design the Dispo Lite is ideal for food manufacture and distribution areas.


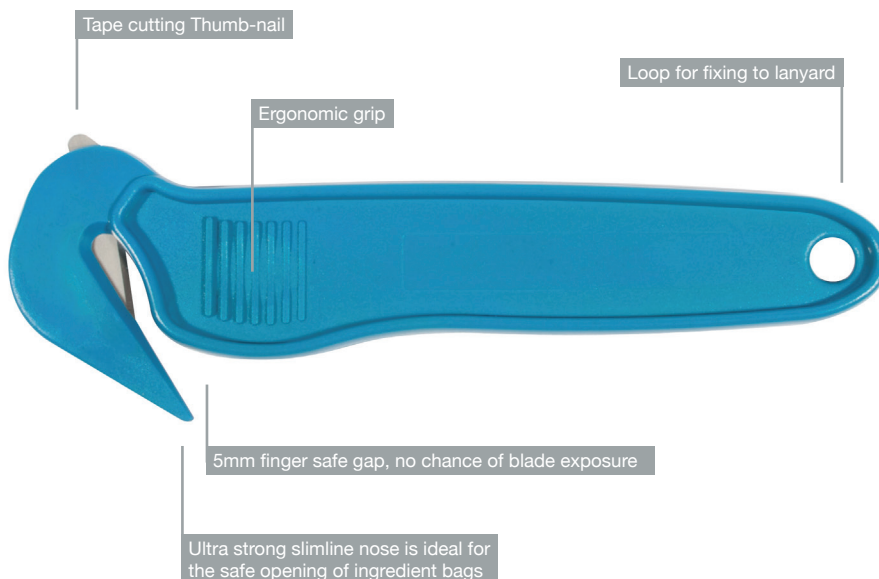
The tough body has a 64Kg breaking force, and easily out performs similar products for durability. The nose has been specifically developed to open any type of ingredient bag from single wall plastic to tri wall paper and plastic combinations.

The Dispo Lite also has a flat body design to ensure there are minimal food traps, and can easily be cleaned.

Suitable for cutting the following:-

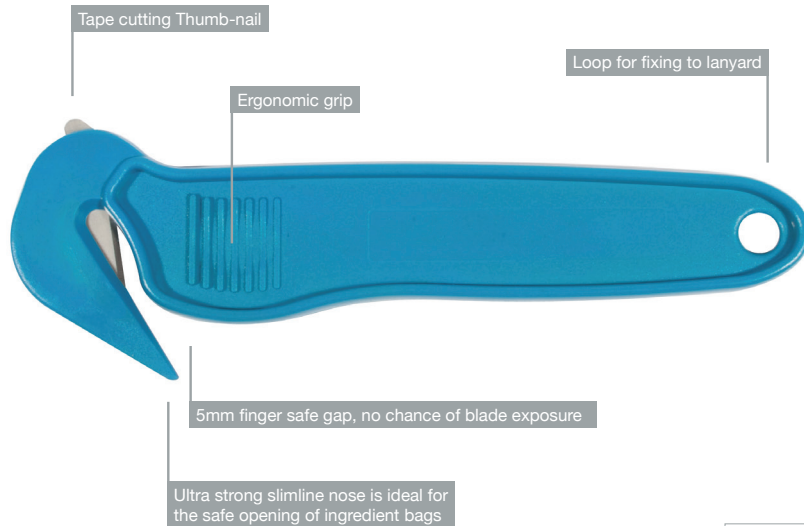
- Cutting plastic shrink wrap
- Cutting plastic pallet banding
- Opening boxes / tape cutting
- Opening ingredient bags

Dimensions (mm.)	Weight (Pack)	Packaging Dimensions (mm.)	Packaging Type	Material	Packaging Quantity	Colour	Part Code
170mm x 60mm x 10mm	0.75Kg	260mm x 175mm x 90mm	Polythene bag	Polypropylene	25	Blue (Food Safe)	571212MP



Familiarise yourself

Even though the Dispo Lite knife may look and feel different, it really is as versatile as an open blade and makes cutting cardboard, shrink wrap, banding & tape safe and simple. The blade is enclosed within a finger-safe gap, so there is no risk of personal injury – even when the knife is carried in the pocket.



Cutting Angle

- The handle should be at an angle of about 45 degrees and a little force applied
- Parallel to the material being cut. Move the knife along the material – don't pull upwards or sideways.
- Ensure that you are cutting with the blade and not the knife body.

Important: Do not use the Dispo Lite as a lever in an effort to 'snap' materials as this may result in damage to the knife and/or personal injury.



Tape Cutter

Each Dispo Lite has an integral Tape Cutter, The Tape Cutter is not sharp, so cannot damage the user nor the contents of boxes. It will easily pierce adhesive tape.



Important Safety Information

As each environment will differ from user to user, it is the responsibility of the user to ensure that they have selected and are using the correct safety knife for the job.

- Cut with the blade and not the body of the knife. Ensure that the handle of the knife is at a 45 degree angle to the material being cut to ensure effective use of the blade.
- When cutting banding, twine etc., cut it across on a 45 degree angle for a simple and effective cut.
- If the blade cannot reach the material to be cut – for example, with a very tight cable tie or with thick polythene – use an alternative cutting tool. Do not use the Dispo Lite as a lever or hook and attempt to 'snap' the material. Doing so may result in damage to the knife and/or personal injury.
- If any part of the Dispo Lite becomes damaged or broken (including a blunt blade), it should be replaced immediately. Failure to do so may result in personal injury.
- Do not attempt to insert anything into the mouth of the knife that you do not intend to cut.
- Never use the free hand as a guide.

Disposal

It is the user's responsibility to dispose of the knife appropriately if the knife is damaged, broken or blunt.

Moving Edge can provide a sharps bin return service to dispose of the hazardous waste. The Sharps Bins can be sent out with a Freepost return address label, once the bin is full simply lock the lid down and post it back. On receipt of the bin, we issue a waste transfer certificate which needs to be signed and returned.



Please ask your representative for further details.